

## LINK TO POWER STATION

### C. Sommariva

*Ansaldo Energia S.p.A., Piazza Monumento 12, 20025 Legnano, Italy*

**Keywords :** Parameters, Auxiliary lines, electrical cables, Discharge culverts

### Contents

1. Introduction
  2. Basic Considerations
  3. Process Affecting Parameters
  4. Process Patterns Applicable
  5. Typical Arrangement
  6. Cost and Maintenance Aspects
- Bibliography and Suggestions for further study

### Summary

Aspects of the desalination plant design which are related to the interfaces with the power plant yard are described.

The criteria which have to be taken into account in order to optimize the layout of the major process and the auxiliary pipes are given, as well as the factors which have to be considered in the mutual arrangement and location of the desalination and power plant yard.

Aspects related to the electrical and I&C connections are also considered and some of the typical arrangements selected in the major power stations have been shown in order to evaluate the advantages and disadvantages that the selected arrangement can bring.

### 1. Introduction

Criteria of optimization and proper matching have to be considered in the coupling of a desalination and power plant.

These criteria may involve the choice of the proper routing or the arrangement of the site layout in order to provide all the facilities, which can involve easy operation and maintenance.

Basic guidelines are presented for the designer in order to carry out the matching of power and desalination plant taking into account the layout and thermodynamic interrelation occurring between the two yards.

### 2. Basic Considerations

The layout of desalination plant is the result of the overall plant arrangement, site conditions, and customer requirements; nevertheless the configuration of the linkage to

the power station is a key factor for the overall plant economy. The affected economy aspects are both investment and operational.

In general, a direct dependence between the two aspects occurs. Consequently, layouts which foresee long and irrational routings of the key process lines also imply, in addition to the hardware direct cost (piping, structures, etc.), an uneconomical operation of the plant.

The relative position of the desalination plant and the power station must be designed bearing in mind that the following connections between the two yards are met:

1. Process lines.
2. Auxiliary lines.
3. I&C and electrical cables.
4. Discharge culverts.
5. Access roads.

The routing of process lines is to a great extent the main design criteria which needs to be considered in order to optimize the linkage between the desalination and power plants. The flow charts in Figures 1a, b schematize the possible interconnections of the process lines which can be classified as follows:

1. Low pressure steam (LP): from steam turbine extraction to brine heater.
2. Medium pressure steam (MP): from steam turbine extraction or HRSG to vacuum system.
3. High pressure steam (HP): from boiler or HRSG to HP-LP and HP-MP steam reducing stations.
4. Steam condensate: from brine heater to deaerator or condensate tanks.
5. Bleeding water: from boiler feed water pumps to HP-LP and HP-MP steam reducing stations.
6. Distillate high purity: from distillate header to demineralization plant.
7. Condensate/steam from various sources: condensate from steam traps or hot steam spillages condensed for warm up purposes.

According to the type of process adopted and customer requirements several patterns can be implemented, consequently some of the interconnections shown in Figure 1 can also not be provided.

Nevertheless the overall plant arrangement is governed by the routing of the low pressure steam lines because of larger diameter and because, in order to allow thermal expansion, bends can be required as result of the stress analysis for the pipework during operating conditions.

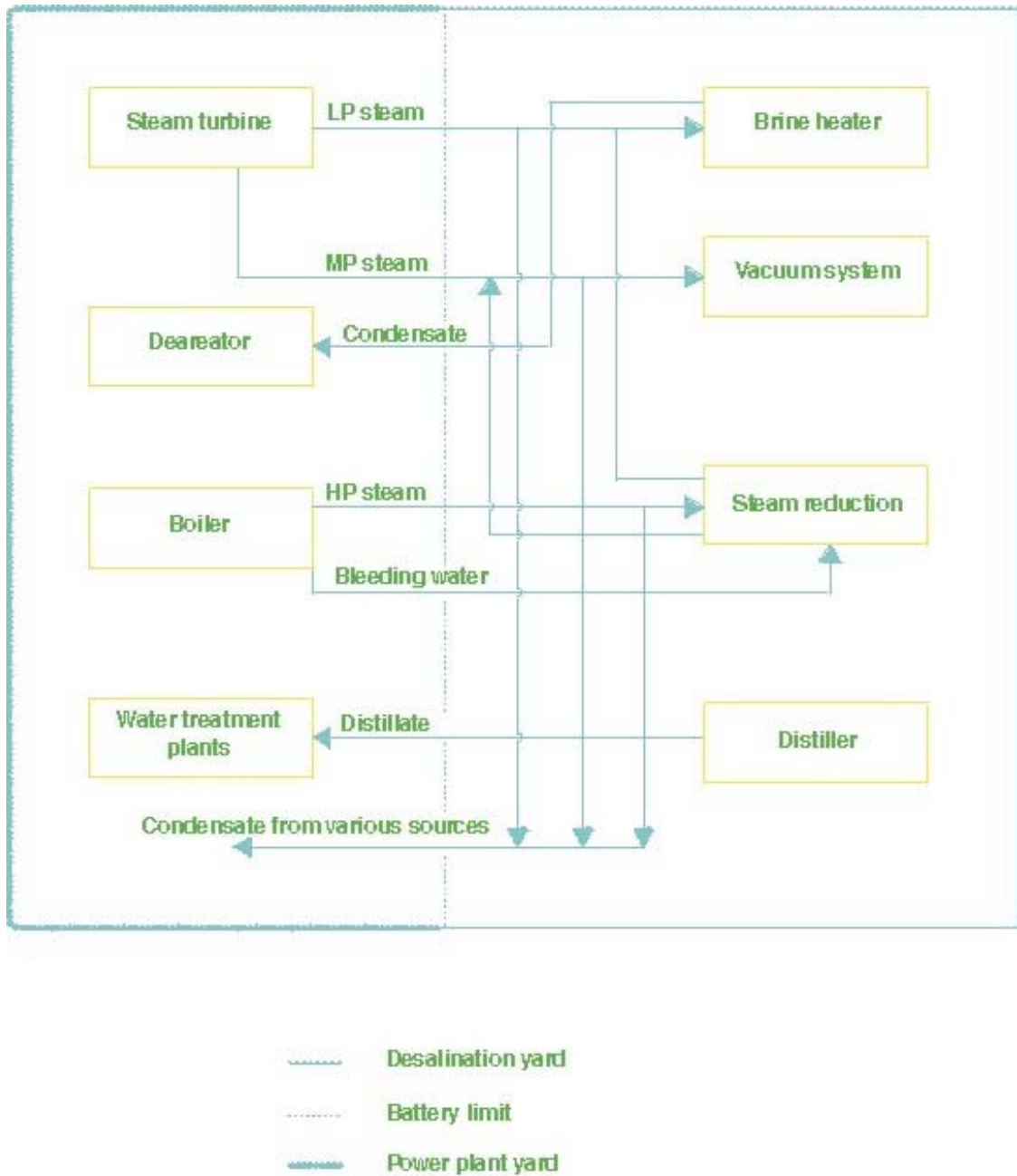


Figure 1. (a) Typical link to steam turbine power plant.

If on the one hand, the thermal elongation represents a problem also for MP and HP stress line as well as condensate and bleeding water, on the other hand the smaller size of these lines allows either the possibility to design loops or more tortuous routings which would otherwise be not practical and/or economical for LP steam line.

As a consequence of this, it can be stated that, for those power generation processes, where the energy input to desalination plant is only via MP steam the configuration of the linkage between the two yards is much more flexible.

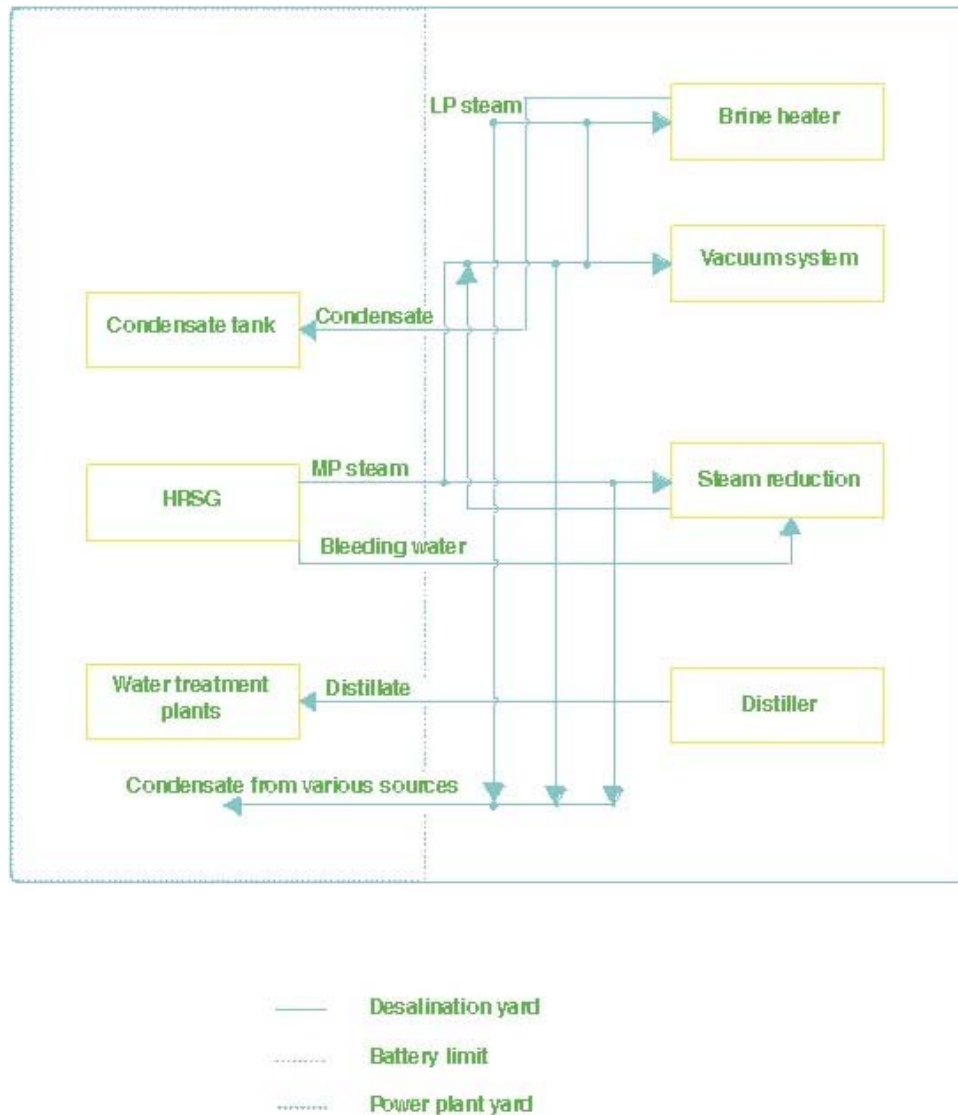


Figure 1. (b) Typical link to HRSG power plant.

Another important factor which governs the interconnecting lines arrangement between the desalination and power plant yards is the position of the brine heater with respect to the evaporator. This can be typically arranged in two ways:

1. With a brine heater in front of distiller.
2. With one or two brine heaters beside the evaporator.

This last configuration, which can be imposed by thermodynamic or structural reasons, brings few disadvantages that might arise by the increasing the brine recirculating piping.

In fact, this kind of pipework, which is connected to the brine heater tube side, typically is of very large diameter and comprises expensive materials such as copper alloyed clad steel.

In general it can be stated that the typical parallel configuration schematically represented in Figure 2 is the most convenient in terms of pipework organization.

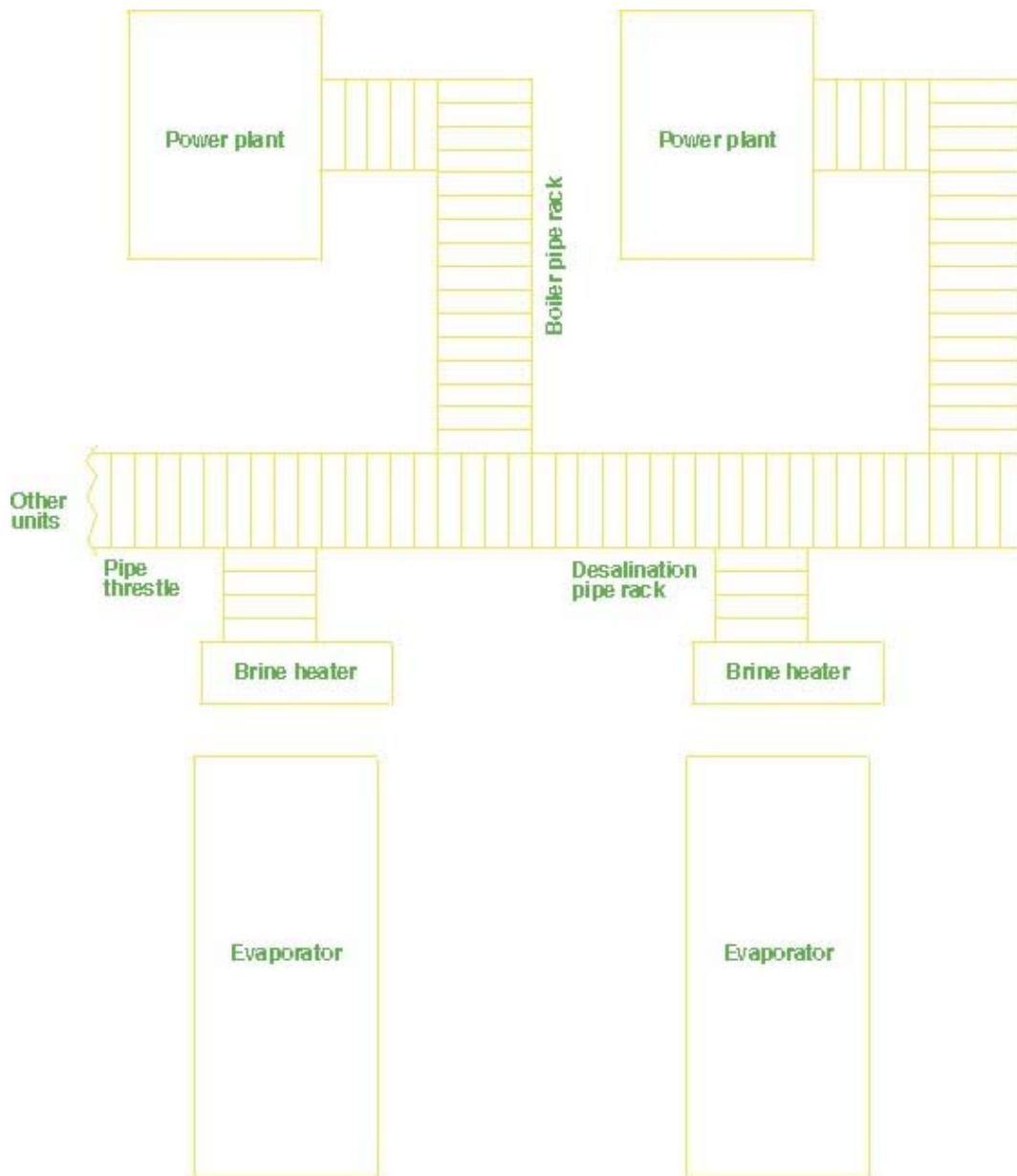


Figure 2. Typical parallel arrangement.

The configuration, moreover, allows an easier possibility of extension in a second stage of other units, which may be otherwise not advisable with the perpendicular arrangement schematized in Figure 3, in view of the main pipe rack load limitations and space availability.

The routing of the auxiliary lines is of less importance for the basic assessment of the linkage between power and desalination plant. Nevertheless it must be considered in the basic layout and in the auxiliary structure design that extra space should be available for these lines.

-  
-  
-

TO ACCESS ALL THE 15 PAGES OF THIS CHAPTER,  
Visit: <http://www.desware.net/DESWARE-SampleAllChapter.aspx>

### **Bibliography and Suggestions for further study**

A. J. Morton, I. K. Callister, N. M. Wade (1997), Environmental impacts of seawater distillation and reverse osmosis processes ,Desalination, Volume 108, Issues 1-3, Pages 1-10 Potable water: solutions for contaminant removal Filtration & Separation, Volume 43, Issue 4, 2006, Pages 36-38

A. Sanver and S.C. May (2000), Site selection, Encyclopedia of Desalination and Water Resources, www.desware.net

Ahmed Hashim, Muneer Haggaj(2005), impact of desalination plants fluid effluents on the integrity of seawater, with the Arabian Gulf in perspective ,Desalination, Volume 182, Issues 1-3, Pages 373-393

Alfred R. Golze(1966),Relationship between storage capacity and load factor of a desalination plant

Ali M. El-Nashar, Atef El-Baghdady (1984) Analysis of water desalination and power generation expansion plans for the Emirate of Abu Dhabi — a preliminary study, Desalination, Volume 49, Pages 271-292

Anthony Withers (2005), Options for recarbonation, remineralisation and disinfection for desalination plants, Desalination, Volume 179, Issues 1-3, Pages 11-24

Bassam G. Jabboury, Mohamad A. Darwish (1990), Performance of gas turbine co-generation power desalting plants under varying operating conditions in Kuwait , Heat Recovery Systems and CHP, Volume 10, Issue 3, Pages 243-253

Bryan Orchard, Christoph P. Pauly, Olga Villa Sallangos (2007)High pressure pumps for energy-efficient desal ,World Pumps, Volume 2007, Issue 493, Pages 30, 32, 34

C. Sommariva, R. Borsani, M. I. Butt, A. H. Sultan (1997), Reduction of power requirements for MSF desalination plants: The example of Al Taweelah B, Desalination, Volume 108, Issues 1-3, Pages 37-42

Chris Mooij ,Krzysztof Karakulski, Marek Gryta, Antoni Morawski (2002)Membrane processes used for potable water quality improvement ,Desalination, Volume 145, Issues 1-3, Pages 315-319

Corrado Sommariva, Harry Hogg, Keith Callister (2003), Maximum economic design life for desalination plant: The role of auxiliary equipment materials selection and specification in plant reliability, Desalination, Volume 153, Issues 1-3, Pages 199-205

Darwish M.K. Al-Gobaisi (1994),Conceptual specification for improved automation and total process care in large-scale desalination plants of the future ,Desalination, Volume 95, Issue 3, Pages 287-297

David A. Roberts, Emma L. Johnston, Nathan A. Knott (2010), Impacts of desalination plant discharges on the marine environment: A critical review of published studies Water Research, Desalination, Volume 1, Issue 3, Pages 267-290

E.A.Al Sum, A. Al-Radif, Shawky Aziz (1993) Performance of materials used for the venting system in WED's desalination plants (MSF) , Desalination, Volume 93, Issues 1-3, Pages 517-527

E.E. Tarifa, S. Franco Domínguez, D. Humana, S.L. Martínez, A.F. Núñez, N.J. Scenna (2005)Faults analysis for MSF plants, Desalination, Volume 182, Issues 1-3, Pages 131-142

Energy and cost allocation in dual-purpose power and desalination plants Desalination, Volume 123, Issues 2-3, 10 October 1999, Pages 115-125, Neil M. Wade

Faisal Al-Bakeri, Hassan El Hares(1993), Optimization of sponge ball cleaning system operation and design in MSF plants, *Desalination*, Volume 92, Issues 1-3, Pages 353-375

François Vince, Emmanuelle Aoustin, Philippe Bréant, François Marechal (2008),LCA tool for the environmental evaluation of potable water production ,*Desalination*, Volume 220, Issues 1-3, Pages 37-56

Heinz Ludwig(2003) , Hybrid systems in seawater desalination-practical design aspects, status and development perspectives ,*Desalination*, Volume 157, Issues 1-3, Pages 31-32

Iris Safrai, Alon Zask (2008)Reverse osmosis desalination plants — marine environmentalist regulator point of view ,*Desalination*, Volume 220, Issues 1-3, Pages 72-84

J. Andriane (2000), Overall site layout, *Encyclopedia of Desalination and Water Resources*, [www.desware.net](http://www.desware.net)

J.R. Stange, W.S. Hsieh (1979), Considerations in the site selection and equipment specification for the Yanbu 380 m<sup>3</sup>/hr desalination plant ,*Desalination*, Volume 31, Issues 1-3, Page 69

Jacques Andriane, Félix Alardin(2004) ,*Desalination site selection on North-African coasts* *Desalination* ,Volume 165, Pages 231-239

Jacques Andriane, Félix Alardin (2003)Thermal and membrane processe economics: Optimized selection for seawater desalination, *Desalination*, Volume 153, Issues 1-3, Pages 305-311

Jim McSorley(1999), The Taweelah A2 independent water and power project , *Desalination*,Volume 125, Issues 1-3, Pages 191-202

June-Seok Choi, Sangho Lee, Jin-Min Kim, Suingil Choi (2009),Small-scale desalination plants in Korea: Technical challenges , *Desalination*, Volume 247, Issues 1-3, October 2009, Pages 222-232

Kern R (1968) How to design yard piping, *Piping Handbook*. p. 39. Reprinted from *Hydrocarbon Process*. Houston, Texas: Gulf Publishing Company.

Marian G. Marcovecchio, Sergio F. Mussati, Nicolás J. Scenna, Pío A. Aguirre (2009),Global optimal synthesis of integrated hybrid desalination plants ,*Computer Aided Chemical Engineering*, Volume 26, Pages 573-578

Mohamed A. Eltawil, Zhao Zhengming, Liqiang Yuan(2009),review of renewable energy technologies integrated with desalination systems ,*Renewable and Sustainable Energy Reviews*, Volume 13, Issue , Pages 2245-2262

Mohamed M. ELabbar(2008),The Libyan experimental on the environmental impact assessment for desalination plants,,*Desalination*, Volume 220, Issues 1-3, Pages 24-36

Mohamed M. Elabbar, Farej A. Elmabrouk (2005),Environmental impact assessment for desalination plants in Libya. Case study: Benghazi North and Tobrouk desalination plants *Desalination*, Volume 185, Issues 1-3, 1 November 2005, Pages 31-44

Nicos X. Tsiourtis (2008),Criteria and procedure for selecting a site for a desalination plant, *Desalination*, Volume 221, Issues 1-3, Pages 114-125

Nikolay Voutchkov (2004),location ,*Filtration & Separation*, Volume 41, Issue 7, Pages 24-26

Panagiotis Tsiakis, Lazaros G. Papageorgiou (2005), Optimal design of an electrodialysis brackish water desalination plant ,*Desalination*, Volume 173, Issue 2, Pages 173-186

Patsani G. Kumambala, Alan Ervine (2009),Site selection for combine hydro, irrigation and water supply in Malawi: Assessment of water resource availability *Desalination*, Volume 248, Issues 1-3, Pages 537-545

Rachel Einav, Kobi Harussi, Dan Perry (2003),The footprint of the desalination processes on the environment,*Desalination*, Volume 152, Issues 1-3, Pages 141-154

Roberto Borsani, Pietro Bozzini, Antonio Germanà, Patrizio Peluffo, Adel Al Radif (1994), 12 m<sup>2</sup> multistage flash desalination plant a challenge for the next years, *Desalination*, Volume 96, Issues 1-3, Pages 325-339

Sabine Lattemann, Thomas Höpner (2008) Environmental impact and impact assessment of seawater desalination .Desalination, Volume 220, Issues 1-3, Pages 1-15

Study analyses MENA desalination plant market, Membrane Technology, Volume 2009, Issue 11, November 2009, Page 5

Thomas Peters, Domènec Pintó (2008), Seawater intake and pre-treatment/brine discharge — environmental issues, Desalination, Volume 221, Issues 1-3, Pages 576-584

Y. Dreizin, A. Tenne, D. Hoffman (2008) Integrating large scale seawater desalination plants within Israel's water supply system, Desalination, Volume 220, Issues 1-3, Pages 132-149

Young M. Kim, Seung J. Kim, Yong S. Kim, Sangho Lee, In S. Kim, Joon Ha Kim (2009), Overview of systems engineering approaches for a large-scale seawater desalination plant with a reverse osmosis network ,Desalination, Volume 238, Issues 1-3, Pages 312-332